





WILDIX WP480G QUICK USER GUIDE

MAKING A CALL :

Dial like you would on a cell phone then pick up handset or you can press the speaker key  located to the middle right of the dial pad.

ANSWERING A CALL :

When the phone rings, lift the handset or press the speaker key 

ANSWERING A SECOND CALL :

While on the first call, and another call is coming in, press the **ANSWER** soft key and the first call will automatically be put on hold.

PUTTING A CALL ON HOLD:

Press the **HOLD** soft key that is on the phone display.

TAKING A CALL OFF HOLD:

Press the **RESUME** soft key on the phone display. If several calls are on hold, press the flashing line key of the call you want to resume.

CALL PARK:

This is what you should use all the time. This is the same as hold, but another person can pick up the parked call on another phone. While on the call, press any of the three park keys located on the right hand side of your display. Refer to picture below.




UNPARK A CALL:

To unpark a call, press whichever park key is lit up blue for the line you want to answer (Park 1, Park 2, Park 3)

CHECKING VOICEMAIL:

If you have voicemail messages, an envelope symbol will appear at the top of the phone display. To listen to your messages, press the voicemail (VM) line key, as displayed on the picture above. The phone display will then show the messages that are in your mailbox, using the navigation arrows, highlight the message you want to hear, then press the **PLAY** soft key.

REDIALING A NUMBER:

To redial a number press the redial button  then select the number you want to call. Press the **DIAL** soft key.

If you have any questions, please call us at 786-565-4450 option 2

For service requests, create a service ticket at <https://www.voiptel4u.com/customers> or email us at support@voiptel4u.com