




SNOM M18 & Vtech VDP658 Desk Set

MAKING A CALL :


Dial the number you wish to call like you would on a cell phone, then pick up the handset or you can press the



key.

ANSWERING A CALL:

You can answer an incoming call by lifting the handset or pressing the




key.

ANSWERING A SECOND CALL:

While you are on a call and another call is coming in, press the flashing line key (L1 to L4) for the call you want to answer. The current call will automatically be put on hold.

PUTTING A CALL ON HOLD:

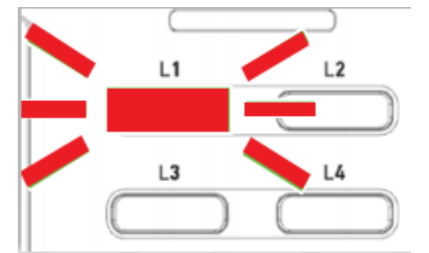
To put a call on hold, press the



button.

TAKING A CALL OFF HOLD:

To take the current call off hold, you press the **CALLS** button then press the **SELECT** soft key. If you have multiple calls on hold you can press the flashing line key



TO ANSWER A CALL ON HOLD ON ANOTHER DESK SET :

Once the call is on hold on (desk set), on (desk set2) press the flashing line key (L1 to L4) to pick up the call.

CHECKING VOICEMAIL:

To check your voicemail, press the



button on the phone. The message screen appears. The



light flashes for any account that has a message. Using the arrows, highlight the desired account and press **SELECT**. This will dial the voicemail access and then follow the voice prompts to listen to your messages.

ADJUSTING THE RINGER/CALL VOLUME:

When the phone is idle, on the bottom of the phone, using the volume arrows



you can adjust the ringer volume. When you are on a call and want to adjust the call volume, use these same arrows.

If you have any questions, please call us at 786-565-4450 option 2

For service requests, create a service ticket at <https://www.voiptel4u.com/customers> or email us at support@voiptel4u.com